

# 17.1" Flat Panel HiBrite Industrial Displays

## Features

- **Superior Viewing Characteristics** for outdoor environments.
- **Industrial Grade** for demanding environments.
- **Precision-milled, Heavy-duty Bezels** ensure longer display life.
- **3/8" Thick-viewing Windows** are bulletproof and scratch-resistant.
- **Patented *TILTScreen*<sup>™</sup>** eliminates glare from overhead light sources.
- **Longlife Backlights** ensure trouble-free operation.
- **Multiple Touchscreen Options** for different applications and environments.
- **Easy upgrade of CRT to Flat Panel** without any cabinet modification.
- **Powder-coated 3/8" Thick Aluminum Bezels** are extremely durable and maintain appearance.
- **Polished Stainless Steel Bezels** are precision-milled from 1/4" plate.
- **Custom Colors and Private Labeling** for OEM manufacturers.
- **Available from Stock** in every configuration.



NEMA 4X



NEMA 4



NEMA 4 with *TILTScreen*<sup>™</sup>

## Industrial Strength

STRONGARM's Flat Panel Displays are designed to survive the most demanding industrial applications. Because the display elements are built into precision-milled, solid aluminum or stainless steel bezels, they remain secure and free from stress. The possibility of life-shortening display deformation is significantly reduced when installed in a panel cut-out.

## Current Technology

Unlike most other display offerings, STRONGARM displays are updated to the current technology immediately. You can be sure that the STRONGARM display you purchase today is not yesterday's trailing edge.

## Unique *TILTScreen*<sup>™</sup> Technology

When overhead lighting poses a problem, the *TILTScreen* feature allows you to position the display to eliminate glare and maximize viewing. Positioning is smooth and precise since only the display tilts.

**STRONGARM**<sup>®</sup>  
[www.strongarm.com](http://www.strongarm.com)

PUBLICATION NO. 1710206HBREV2

©2006 STRONGARM, Inc. STRONGARM, and the STRONGARM logo are registered trademarks of STRONGARM, Inc. All other trademarks are the property of their respective owners.

# 17.1" Flat Panel HiBrite Industrial Displays

## Touchscreen Specifications

### Resistive Touchscreen *(for 90% of all touchscreen applications)*

The Resistive Touchscreen uses a glass panel overlay with a uniform resistive coating. A polyester coversheet is tightly suspended over the top of the glass, separated by small, transparent insulating dots. The coversheet has a hard durable coating on the outer side and a conductive coating on the inner side. When the screen is touched, the conductive coating makes electrical contact with the coating on the glass. The voltages produced are the analog representation of the position touched. The controller digitizes these voltages and transmits them to the computer for processing.

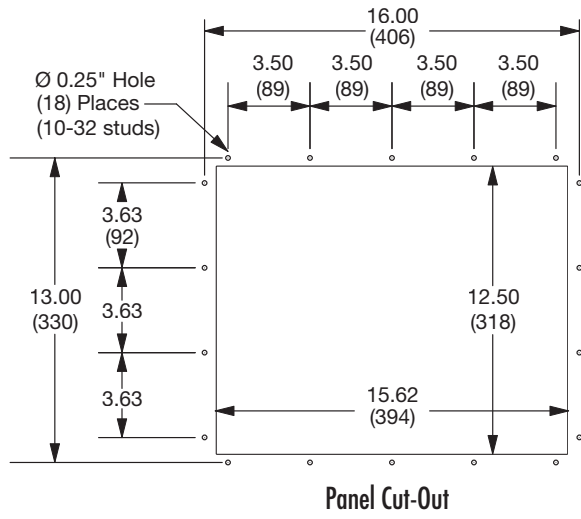
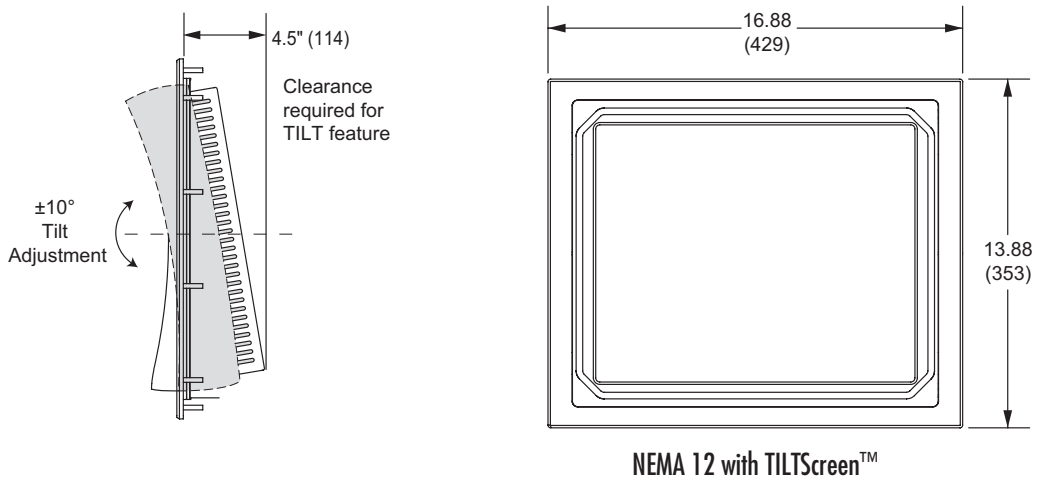
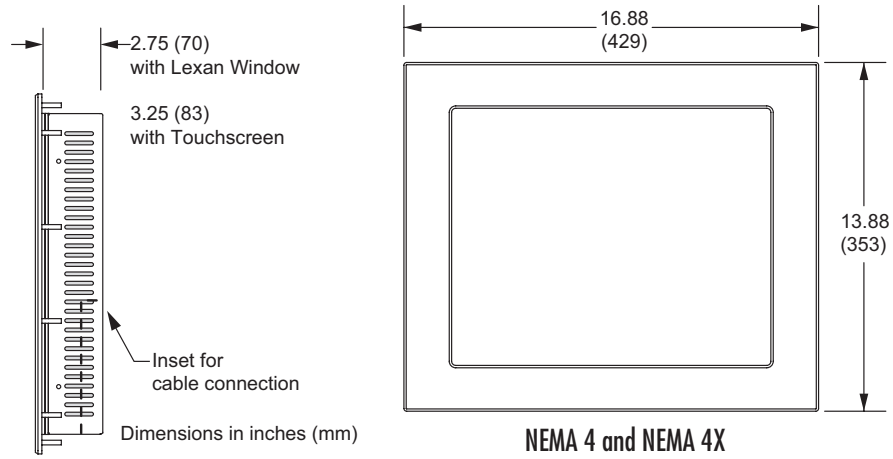
Touch Activation Force	Less than 4 ounces, typical
Accuracy	0.080 inches, typical 0.180 inches, minimum
Touchpoint Density	4096 x 4096 or > 100,000 touchpoints/inch
Temperature	Exceeds display rating

### Infrared Touchscreen *(for applications where touchscreen is exposed to extreme abuse)*

The Infrared Touchscreen relies on the interruption of an IR light grid in front of the display screen. Integrated into the display bezel is an opto-matrix frame that contains a row of IR-light emitting diodes (LEDs) and photo transistors, each mounted on two opposite sides to create a grid of invisible infrared light. The opto-matrix frame is isolated from the outside environment by an IR transparent barrier. The IR controller sequentially pulses the LEDs to create a grid of IR light beams. When a stylus, such as a finger, enters the grid, it obstructs the beams. One or more of the phototransistors detects the absence of light and transmits a signal that identifies the X and Y coordinates. Because the infrared scanning is done in front of the display, a bulletproof, 3/8" thick polycarbonate window is installed between the IR grid and the display itself. This window provides a level of environmental protection for the electronics that is unique to the infrared touchscreen technology.

Touch Activation Force	No minimum required
Accuracy	0.047 inches (21 points/inch) typical, using stylus greater than ¼ inch diameter 0.22 inches (5 points/inch) minimum
Stylus	¼ inch diameter, minimum
Display Window	3/8 inch Lexan brand polycarbonate with Marguard surface treatment
Temperature	Exceeds display rating

# Dimensions



# 17.1" Flat Panel HiBrite Industrial Displays

## Display Specifications

### Display

Size:	17.1"
Brightness:	1000 nits
Contrast Ratio:	500:1
Resolution:	1280 x 1024
Colors:	16.7 M

### Power

Consumption	55W
Input	AC 100-240V~ 50/60Hz

### Environmental

#### Operating Conditions

Temperature	32°F to 122°F (0°C to 50 °C)
Humidity	10 % to 80 % non-Condensing

#### Storage Conditions

Temperature	-4°F to 140°F (-20°C to 60°C)
Humidity	5 % to 95 % non-Condensing

## Ordering Information

304-171000	17.1" NEMA 4
304-171T00	17.1" NEMA 4 with Resistive Touchscreen
304-1710L0	17.1" NEMA 12 with <i>TILT</i> Screen™
304-171TL0	17.1" NEMA 12 with <i>TILT</i> Screen™ and Resistive Touchscreen
404-171000	17.1" NEMA 4X (Stainless Steel)
404-171T00	17.1" NEMA 4X with Resistive Touchscreen
404-171R00	17.1" NEMA 4X with Infrared Touchscreen
Consult Factory	CRT Upgrade to 17.1" Flat Panel Display